

Немыкина А.И. Почапаева А.В.

ЕГЭ

УСТНАЯ ЧАСТЬ

Английский язык. Сборник тестов



360°
LANGUAGE

ЕГЭ. Устная часть. Английский язык. Сборник тестов: учебное пособие по английскому языку с компьютерным диском, ООО «Лэнгвидж 360», 2014. - 54с.: ил.

ISBN 978-5-9903096-9-2

Инновационное пособие представляет собой сборник тестов для проверки навыков устной речи, а также тренажер для отработки навыков сдачи устной части ЕГЭ по английскому языку на компьютере. Задания тестов соответствуют формату устной части ЕГЭ, которая станет обязательной частью итоговой аттестации в 11 классе. Поскольку устная часть экзамена будет представлять собой компьютеризированный тест, предлагаемое пособие содержит тренажер, позволяющий сформировать и развить навыки, необходимые для сдачи экзамена в подобном формате. Пособие содержит один демонстрационный тест и 20 тренировочных тестов. Рассматриваются стратегии выполнения заданий и прилагаются аудиозаписи с примерами выполнения всех заданий демонстрационного теста, а также аудиозаписи текстов для чтения вслух.

Авторы:

Немыкина Алла Ивановна

Академический директор компании «Лэнгвидж 360», преподаватель английского языка высшей категории, эксперт ЕГЭ, сертифицированный мастер-тренер по подготовке устных экзаменаторов Pearson Test of English (PTE)

Почапаева Анна Владимировна

Директор по развитию и продвижению компании «Лэнгвидж 360», кандидат педагогических наук, сертифицированный преподаватель DELTA, преподаватель английского языка высшей категории, эксперт ЕГЭ, сертифицированный мастер-тренер по подготовке устных экзаменаторов Pearson Test of English (PTE)

Авторы выражают особую благодарность за помощь в создании данного пособия:

Бабозиной Ирине, Воробьевой Марии, Ганьшиной Наталье, Замыслову Юрию, Кокоревой Екатерине, Лемаджику Алэну, Могильной Марии, Щекаревой Оксане

Подписано в печать 12.08. 14

Тираж 5000 экз. Заказ № 72

Все права защищены. Полное или частичное копирование представленных в книге текстов, упражнений, фотографий и иных материалов запрещено.

Language 360°, Copyright © 2014

Издание первое 2014

Отпечатано в РФ, типография ООО «Вектор Плюс»

В связи с перспективой перехода ЕГЭ по иностранному языку в разряд обязательных экзаменов, подготовка к нему приобретает особое значение. В соответствии с требованиями системы Общеввропейских компетенций владения иностранным языком в ходе тестирования необходимо учитывать сформированность навыков по чтению, аудированию, письму и устной речи.

Ключевая задача при изучении иностранного языка – овладение коммуникативными навыками. Поэтому ведущими объектами контроля должны стать продуктивные коммуникативные умения (письмо и устная речь). Исторически сложилось так, что формат современной итоговой аттестации по иностранному языку в 11 классе не предусматривает проверку навыков устной речи. Следовательно, не полностью осуществляется контроль речевых умений, заявленных в Федеральных государственных образовательных стандартах, что является нарушением их требований, поскольку в соответствии с ФГОС устной речи как виду речевой деятельности отводится важное место на базовом и профильном уровне обучения.

Целью обучения устной речи является овладение учащимися навыками неподготовленной монологической, диалогической и полилогической речи. Соответственно, формат заданий устной части ЕГЭ должен обеспечить возможность оценки навыков владения данными видами устной речи. Отличительными особенностями устной речи являются ее спонтанность, обусловленность речевой ситуацией, специфика организации устного высказывания, его стиль и языковое оформление. Для более объективной дифференциации выпускников в устную часть экзамена ЕГЭ по иностранному языку предлагается включить задания двух уровней: базового и профильного.

В большинстве случаев практика проведения устной части международных экзаменов предполагает участие в них экзаменаторов-собеседников, подготовка которых с учётом особенностей нашей страны представляет серьёзные трудности. В связи с этим были использованы альтернативные подходы к организации устной части ЕГЭ. Новая модель экзамена предусматривает переход к компьютеризированной форме, поскольку это обеспечивает условия для оперативной проверки знаний большого количества участников. Вместе с тем необходимо учитывать, что такой формат экзамена существенно отличается от традиционного и требует определенных навыков выполнения экзаменационных заданий.

К сожалению, на сегодняшний день пособий, которые могли бы обеспечить формирование и развитие навыка сдачи компьютеризированных экзаменов, недостаточно. Наше пособие не только предлагает задания, формат которых точно соответствует модели, предложенной к апробации ФИПИ и федеральной комиссией разработчиков ЕГЭ по иностранным языкам, но и включает в себя компьютерное сопровождение в форме тренажёра, используя который можно отработать навыки сдачи устного экзамена по английскому языку на компьютере.

Мы надеемся, что предлагаемое пособие станет незаменимым помощником в ходе подготовки к сдаче ЕГЭ по английскому языку.

*Алла Ивановна Немыкина
Анна Владимировна Почепалева*

Желаем приятной и плодотворной работы и успехов на экзамене!

Содержание

Инструкция по выполнению устной части ЕГЭ	5
Стратегии выполнения экзаменационных заданий	6
Sample Test	8
Test 1	12
Test 2	14
Test 3	16
Test 4	18
Test 5	20
Test 6	22
Test 7	24
Test 8	26
Test 9	28
Test 10	30
Test 11	32
Test 12	34
Test 13	36
Test 14	38
Test 15	40
Test 16	42
Test 17	44
Test 18	46
Test 19	48
Test 20	50
Критерии оценивания выполнения заданий C3, C4, C5, C6	52
Возможный вариант описания и сравнения фотографий в заданиях C5 и C6	54

Инструкция по выполнению устной части ЕГЭ

Устная часть ЕГЭ представляет собой компьютеризированный тест, состоящий из четырех заданий: трех заданий базового уровня (задания С3, С4 и С5) и одного задания высокого уровня (задание С6). Устный экзамен проходит без пауз, на экзамене ведется непрерывная запись. Ответ экзаменуемого полностью записывается на флеш-накопитель для последующего оценивания специально подготовленными экспертами.

Перед началом экзамена кандидату необходимо заполнить бланк регистрации, после чего он приглашается в компьютерный класс, где присутствует технический организатор, отвечающий за техническую поддержку. Кандидату выдается КИМ и дается 2 минуты на подготовку. По истечении этого времени включается микрофон, технический организатор спрашивает кандидата о готовности начать тест и кандидат начинает отвечать. Если кандидат не начинает ответ, через каждые 2 минуты технический организатор повторяет свой вопрос. Через 15 минут микрофон автоматически выключается.

Задание С3 – чтение вслух небольшого фрагмента информационного или научно-популярного стилистически нейтрального текста. Учащемуся дается 1,5 минуты на предварительное ознакомление с текстом и 1,5 минуты на непосредственное чтение текста. В задании С3 оценивается фонетическая сторона речи, от учащегося требуется четкое выразительное чтение и правильное произнесение слов. Максимальный балл за задание С3 – 1 балл.

Задание С4 – условный диалог-расспрос на основе зрительной опоры (рекламное объявление). Учащемуся дается 1,5 минуты на ознакомление с заданием и по 30 секунд на формулировку каждого вопроса. Необходимо задать 5 вопросов по предложенной тематике. В задании С4 проверяется умение задавать четкие, грамматически правильно построенные вопросы. Каждый вопрос оценивается в 1 балл. Максимальный балл за задание С4 – 5 баллов.

Задание С5 – монологическое тематическое высказывание на основе зрительной опоры (фотография/картинка). Учащемуся дается 2 минуты на ознакомление с заданием и 2 минуты на выполнение задания. Учащийся выбирает одну из трех фотографий и описывает ее, опираясь на предложенный план. Максимальный балл за задание С5 – 7 баллов.

Задание С6 – монолог-сравнение двух фотографий. Учащемуся дается 2 минуты на ознакомление с заданием и 2 минуты на выполнение задания. Учащемуся предлагается кратко описать и сравнить две фотографии, следуя предложенному плану. Необходимо также выразить и аргументировать свою точку зрения по тематике фотографий. Максимальный балл за задание С6 – 7 баллов.

Задания С5 и С6 оцениваются по 3 критериям: решение коммуникативной задачи с учетом полноты высказывания (максимальный балл – 3 балла); организация высказывания с учетом целостности и логичности высказывания (максимальный балл – 2 балла); языковое оформление высказывания с учетом выразительности и эмоциональности речи, разнообразия лексико-грамматического репертуара и умения использовать средства логической связи (максимальный балл – 2 балла).

Стратегии выполнения экзаменационных заданий

- Прежде чем приступить к выполнению задания, внимательно его прочитайте.
- Помните, что формулировка заданий во всех тестах одинаковая. Для того чтобы в тестовой ситуации избежать проблем с неверным пониманием задания, внимательно ознакомьтесь с их формулировкой в демо-версии (www.fipi.ru).
- Если Вы не помните слово или выражение, которое хотите использовать, замените его другим.
- Если Вы не уверены, как правильно произносится слово, замените его на то, произношение которого не вызывает затруднений.
- Не используйте одни и те же слова и выражения, продемонстрируйте всё разнообразие языковых средств, которыми Вы владеете.
- Будьте внимательны к инструкциям на экране, следите за временем.

C3

- Внимательно изучите предложенный отрывок про себя, разделив каждое предложение на смысловые отрезки, чтобы при чтении вслух использовать правильную интонацию.
- Используйте восходящую интонацию при перечислении и нисходящий тон в конце утвердительных предложений.
- Прочитайте текст сначала шепотом, а затем вслух.
- Обращайте внимание на трудные для произношения слова (непроизносимые буквы в таких словах, как *doubt, climb, castle*;
- Следите за долготой гласных звуков и четко произносите звонкие и глухие согласные, чтобы не исказить смысл слова (*sheep – ship, fool – full; hit – hid, bat – bad*)
- Не торопитесь при чтении текста, выдерживайте средний темп речи.

C4

- Внимательно изучите предложенную иллюстрацию и определите, что она рекламирует.
- Определите тип вопроса, который Вам предстоит задать. Наличие слов *if/whether* предполагает общий вопрос. Вопросительные слова *when/where/why/how/how long/how much/how many/who/what* предполагают специальный вопрос. Если в формулировке есть слово *or*, то необходимо задать альтернативный вопрос.
- Обратите внимание на то, что многие формулировки не содержат непосредственно вопросительных слов. Помните, что слово *place* предполагает вопрос *Where...?*, слово *time* предполагает вопрос *When...?*, слово *duration* предполагает вопрос *How long...?*, слово *cost/price* предполагает вопрос *How much...?*, слово *availability* предполагает вопрос *Is/Are there...?*
- Обратите внимание, что при выполнении этого задания рекомендуется задавать прямые вопросы. Если Вы решили задать косвенный вопрос (*Could you tell me .../ Would you be so kind to tell me .../ I would like to know .../ I wonder ...*), не забывайте о порядке слов в данных типах вопросов.
- Помните, что одну и ту же мысль можно выразить различными языковыми средствами. Например,
What is the price of this book? = How much does this book cost? = How much is this book?
- Обращайте внимание, в каком времени необходимо задать вопрос. Выбирайте соответствующий вспомогательный глагол (Present Simple – *is/are; do/does*; Past Simple – *was/were; did*; Present Perfect – *have/has*)
- Во избежание ошибок по возможности используйте четкие и короткие формулировки.

C5

- Обратите внимание, что в данном задании необходимо описать ТОЛЬКО ОДНУ картинку на Ваш выбор.
- Начинайте своё высказывание с представления темы (вступления). Тема указана в формулировке задания.
- Помните, что в ответе должны присутствовать вступительная и заключительная фразы.
- Не описывайте фотографию слишком подробно, но обязательно коснитесь тематики фотографии.
- Стройте высказывание в соответствии с предложенным планом, для того чтобы обеспечить логичность высказывания. Помните об использовании средств логической связи (*and, but, too, then, so, that's why, nevertheless etc*).
- Последовательно раскрывайте содержание каждого пункта плана.
- Предлагайте развёрнутую аргументацию, когда это необходимо.
- Не давайте избыточную информацию, подробно комментируя каждый пункт плана, так как Вам может не хватить времени.
- При описании фотографии старайтесь не использовать сложные грамматические конструкции.
- Проявите разнообразие лексики. Используйте больше прилагательных.
- Не забудьте высказать свое мнение о фотографии и ее сюжете в конце своего высказывания.

C6

- Начинайте своё высказывание с представления темы (вступления). Тема указана в формулировке задания, обратите внимание на четвертый подпункт.
- Помните, что в ответе должны присутствовать вступительная и заключительная фразы.
- Уделите основное внимание сравнению фотографий, а не подробному описанию каждой фотографии в отдельности.
- Не забывайте, что Вы должны отметить общие и отличительные черты предложенных фотографий. Постарайтесь увидеть 2 сходства и 2 отличия.
- Используйте разговорные клише при сравнении фотографий.
- Обязательно выскажите своё мнение и аргументируйте его.
- По возможности подкрепляйте свое мнение не только аргументами, но и примерами.
- Не молчите, «думайте вслух» и заполняйте паузы с помощью таких выражений, как *Well.../Let me think.../That's a not straightforward question to answer.../You know...*
- В конце высказывания ещё раз повторите своё мнение, предпочтительно используя другие слова и выражения.

SAMPLE TEST

C3

Imagine you are preparing a project with your friend.

You have found some interesting material for the presentation and you want to read this text to your friend. You have 1.5 minutes to read the text silently, then **be ready to read it out loud**. You will have not more than 1.5 minutes to read it.

Being the third most common native language in the world, after Mandarin Chinese and Spanish, English is the leading language of international discourse and the global lingua franca through American-dominated media and technology. Owing to the assimilation of words from all over the world, modern English contains a very large vocabulary and the Oxford English Dictionary lists over 250,000 distinct words, not including many technical, scientific, and slang terms.

As the first language, English is spoken by the majority populations of the United Kingdom, the USA, Canada, Australia and New Zealand. Alongside with these five main sovereigns there are many other countries, with a smaller population, that use English on a day-to-day basis as their first language.

English is widely learned as the second language and the countries with the highest numbers of second language English speakers are India, Nigeria and the Philippines.

English is an official language of almost 60 countries and many world organizations including the European Union and the United Nations.

TIP 1

Make a short pause. Use rising intonation.

TIP 2

Make a longer pause. Use falling intonation.

TIP 3

Don't read too quickly.
Pronounce all words distinctly.
Use connected speech when reading.

C4

Study the advertisement.

TIP 1

Study the topic to predict possible questions.

TIP 2

If indicates the general question.

Examples:

Is any safety briefing delivered?

Do they deliver any safety briefing?

Jump! Jump! Jump!

Try yourself with **Bungeejumping**

Call NOW!

From €59.99

PRO

+ 7 44 567 88 99 021
bgpro@hotmail.com

You have decided to visit the place and now you are calling to find out more about it. In 1.5 minutes you are to ask **five** questions to find out the following:

- 1) bungee jumping options
- 2) if any safety briefing is delivered
- 3) location and dates of bungee jumping experience
- 4) if there are any age restrictions
- 5) price of standard jump

TIP 4

The word *price* requires *how much/what is the price.*

Examples:

How much does the standard jump cost?

How much is the standard jump?

What is the price for the standard jump?

TIP 3

The words *location/place* requires *where.*

Examples:

Where is bungee jumping PRO located?

Where is bungee jumping PRO situated?

Where is bungee jumping PRO?

TIP 5

The words *dates/time* requires *when/what are the dates/what time.*

Examples:

When is the bungee jumping experience?

What are the dates of the bungee jumping experience?

What time does the bungee jumping experience start?

C5

Imagine that while enjoying yourself last weekend you took some photos. Choose ONE photo to present to your friend.


TIP 1

Choose the picture which is easier for you to describe.

TIP 2

When describing the picture, use a wide range of descriptive adjectives, both positive and negative. Positive adjectives: *fascinating, amazing, exhilarating, fabulous, picturesque, exciting, enjoyable*

Negative adjectives: *tedious, boring, daunting, low-challenging, bland, repetitive, low-motivating*



You will have to start speaking in 2 minutes and will speak for not more than 2 minutes. In your talk **remember to speak about:**

- when you took the photo
- what/who is in the photo
- what is happening
- why you took the photo
- why you decided to show the picture to your friend

You have to talk continuously.

TIP 3

When describing the picture, stick to the plan and use a variety of structures.

Useful phrases:

The picture shows / You can see ... in the picture. / There is/are in the picture.

I took this picture while

The person/people in the picture is/are ...

Looking at it from his/her perspective, I would ...

He/she probably will ... / He/ she might ...

It seems/looks/appears to me that ...

As far as I can tell, ...

I would say. ...

C6 Study the two photographs. In 2 minutes be ready to compare and contrast the photographs.

TIP 1

During the preparation time, figure out the topic both pictures are devoted to. This will help you to come up with ideas and stick to the point.



- 1) give a brief description of the photos (action, location)
- 2) say what the pictures have in common
- 3) say in what way the pictures are different
- 4) say which means of transport you prefer when travelling long distances
- 5) explain why

You will speak for not more than 2 minutes. You have to talk continuously.

TIP 2

When comparing and contrasting the pictures, follow the plan, concentrate on 2-3 similarities and 2-3 differences rather than just describing the pictures.

Useful phrases:

Both pictures show...

In both pictures...

In the first/ second picture I can see ...

In picture 1, I can see ... whereas/while picture 2 shows ...

One /Another similarity is that...

What both pictures have in common is...

The main similarity/difference of these pictures is.....

Another important difference is (that)....

In contrast, the second picture ...

TIP 3

To give your opinion, use a variety of structures.

Useful phrases:

In my opinion

In my view

To my mind

To my way of thinking

Personally, I am of the opinion that

If you ask me

I am of the belief that

The way I see it

As far as I am concerned

From my perspective

The way I look at it

As far as I can see

TEST 1

C3

Imagine you are preparing a project with your friend.

You have found some interesting material for the presentation and you want to read this text to your friend. You have 1.5 minutes to read the text silently, then **be ready to read it out loud**. You will have not more than 1.5 minutes to read it.

Gymnastics is a complex sport where athletes perform exercises and routines. Gymnastics goes back to the times of Ancient Greece where it evolved from exercises including skills for mounting and dismounting a horse, and from circus performance skills.

Modern gymnasts must prove their strength, flexibility, agility and power. They must show how balanced they are, how coordinated they are, and how gracefully they can move. Gymnasts rely on a strong body and muscles to perform routines in gymnastics. They also must be able to move the body in a variety of ways. It is essential to possess enough physical strength to complete a gymnastic move. Gymnasts have to move quickly, easily and smoothly. Moreover, it is important to demonstrate a good timing of their moves.

Typically, women perform routines on uneven bars, the balance beam, and the vault. Women's events also involve floor exercise. Men perform floor exercise as well as routines on the pommel horse, still rings, the vault, parallel bars, and the high bar.

C4

Study the advertisement.

Join Polyglotte!

Want to master Chinese?

Further information 8-800-800-14-14

Make your Chinese dream come true!

You have decided to enroll for the course and now you are calling to find out more about it. In 1.5 minutes you are to ask **five** questions to find out the following:

- 1) availability of courses
- 2) intensive course duration
- 3) dates for intensive course
- 4) what is included in course program
- 5) availability of student discounts

C5 Imagine that while celebrating New Year/Christmas you took some photos. Choose ONE photo to present to your friend.



You will have to start speaking in 2 minutes and will speak for not more than 2 minutes. In your talk **remember to speak about:**

- when you took the photo
- what/who is in the photo
- what is happening
- why you took the photo
- why you decided to show the picture to your friend

You have to talk continuously.

C6 Study the two photographs. In 2 minutes be ready to compare and contrast the photographs.



- 1) give a brief description of the photos (action, location)
- 2) say what the pictures have in common
- 3) say in what way the pictures are different
- 4) say which style you prefer
- 5) explain why

You will speak for not more than 2 minutes. You have to talk continuously.

TEST 2

C3

Imagine you are preparing a project with your friend.

You have found some interesting material for the presentation and you want to read this text to your friend. You have 1.5 minutes to read the text silently, then **be ready to read it out loud**. You will have not more than 1.5 minutes to read it.

Ancient Greece is the birthplace of Western civilization. The Greeks created a way of life that their contemporaries admired and copied. Classical Greek culture, philosophy in particular, exercised a powerful influence on the Roman Empire. The Romans copied Greek art and Greek gods.

The Ancient Greeks established democracy, started the Olympic Games and framed ideas governing science, art and philosophy. The Ancient Greeks lived in mainland Greece and the Greek islands, but also in what is now Turkey, and in colonies scattered around the Mediterranean coast. There were Greeks in Italy, Sicily, North Africa and as far west as France. Sailing the sea to trade and find new land, Greeks took their way of life to many parts of Mediterranean Basin and Europe.

Athens was the capital of Greece. People came to the city from all over Greece, and from other countries, to study, work and to trade. Nowadays, Athens is a world's oldest city, with its recorded history spanning around 3,400 years.

C4

Study the advertisement.



You have decided to visit the place and now you are calling to find out more about it. In 1.5 minutes you are to ask **five** questions to find out the following:

- 1) course dates
- 2) beginner's course duration
- 3) insurance coverage
- 4) course price
- 5) payment options

C5 Imagine that while preparing a project on environmental problems in your area you took some photos. Choose **ONE** photo to present to your friend.



You will have to start speaking in 2 minutes and will speak for not more than 2 minutes. In your talk **remember to speak about:**

- when you took the photo
- what/who is in the photo
- what is happening
- why you took the photo
- why you decided to show the picture to your friend

You have to talk continuously.

C6 Study the two photographs. In 2 minutes be ready to compare and contrast the photographs.



- 1) give a brief description of the photos (action, location)
- 2) say what the pictures have in common
- 3) say in what way the pictures are different
- 4) say which way of dealing with chores in the countryside you prefer
- 5) explain why

You will speak for not more than 2 minutes. You have to talk continuously.

TEST 3

C3

Imagine you are preparing a project with your friend.

You have found some interesting material for the presentation and you want to read this text to your friend. You have 1.5 minutes to read the text silently, then **be ready to read it out loud**. You will have not more than 1.5 minutes to read it.

Greeks in Ancient Greece lived in houses. Their houses were small, usually one or two-storied, with a walled garden or a courtyard in the middle. A typical house was made out of sun-dried mud or clay bricks on a stone foundation. However, mud houses crumbled away very quickly and had to be rebuilt periodically. That is why archaeologists could never find the ruins of Ancient Greek homes.

What we know about Ancient Greek houses comes mostly from writings and pictures. These houses had roofs covered with clay tiles, and small windows, with no glass, but wooden shutters to keep out the hot sun.

Men and women lived in different parts of the house. Women occupied the back and upstairs part. Rich Greeks had slaves – sometimes up to 50 slaves worked for a wealthy family. These slaves did everyday hard work on the farm, in the fields or in workshops as well as all the housework in the main family house.

C4

Study the advertisement.

Solve your computer problems

COMPUTER DOCTOR

Questions???

Call +7 499 381 45 50 now!

The advertisement features a computer monitor on a red desk. The monitor screen displays the text 'COMPUTER DOCTOR' inside a dark oval. Above the monitor is a small '@' symbol. Below the monitor, a keyboard and mouse are visible. The background is dark, and the overall theme is computer repair services.

You have decided to use this repair shop and now you are calling to find out more about it. In 1.5 minutes you are to ask **five** questions to find out the following:

- 1) range of services provided
- 2) cost of Apple devices repairs
- 3) availability of price reductions
- 4) working hours
- 5) if any documents are needed

C5 Imagine that you are showing pictures about hobbies in your family. Choose **ONE** photo to present to your friend.



You will have to start speaking in 2 minutes and will speak for not more than 2 minutes. In your talk **remember to speak about:**

- when you took the photo
- what/who is in the photo
- what is happening
- why you took the photo
- why you decided to show the picture to your friend

You have to talk continuously.

C6 Study the two photographs. In 2 minutes be ready to compare and contrast the photographs.



- 1) give a brief description of the photos (action, location)
- 2) say what the pictures have in common
- 3) say in what way the pictures are different
- 4) say which way of eating out you prefer
- 5) explain why

You will speak for not more than 2 minutes. You have to talk continuously.

TEST 4

C3

Imagine you are preparing a project with your friend.

You have found some interesting material for the presentation and you want to read this text to your friend. You have 1.5 minutes to read the text silently, then **be ready to read it out loud**. You will have not more than 1.5 minutes to read it.

Most Greek cities had a theatre. It was in the open air, and was usually a bowl-shaped arena on a hillside. Greek open-air theaters originally evolved from ritual hymns in honor of Dionysius performed around the altar.

Some theatres were very big, with the space enough to accommodate more than 15,000 spectators. All actors were men or boys. They wore large masks that exaggerated facial features and human emotions. Ancient Greek plays were either comedies or tragedies. The former were funny performances often poking fun at rulers. The latter were sad and serious plays with a lesson about right and wrong. Tragedies were often about the past, whereas comedies tended to be about current everyday life. Actors in comedies wore bright colors. Actors in tragedies wore dark colors.

Dancers and singers, called the chorus, performed on a flat area called the orchestra. Actors changed costumes in a hut called the "skene". Paintings on the walls of the hut provided for the initial scenery.

C4

Study the advertisement.

Highlight your holidays with HIGHLIGHT CRUISE

from **£8,5**

Group discount

Further information
www.highlightcruises.ru

The advertisement shows a woman sitting on a red boat with a European Union flag. The background features a cityscape at night.

You have decided to book the cruise and now you are calling to find out more about it. In 1.5 minutes you are to ask **five** questions to find out the following:

- 1) variety of cruises available
- 2) number of cruises run daily
- 3) duration of Highlight Cruise
- 4) family ticket price of Highlight Cruise
- 5) if refreshments are included

C5

Imagine that you are looking through your family photos. Choose ONE photo to present to your friend.



You will have to start speaking in 2 minutes and will speak for not more than 2 minutes. In your talk **remember to speak about:**

- when you took the photo
- what/who is in the photo
- what is happening
- why you took the photo
- why you decided to show the picture to your friend

You have to talk continuously.

C6

Study the two photographs. In 2 minutes be ready to compare and contrast the photographs.



- 1) give a brief description of the photos (action, location)
- 2) say what the pictures have in common
- 3) say in what way the pictures are different
- 4) say which way of birthday celebration you prefer
- 5) explain why

You will speak for not more than 2 minutes. You have to talk continuously.

TEST 5

C3

Imagine you are preparing a project with your friend.

You have found some interesting material for the presentation and you want to read this text to your friend. You have 1.5 minutes to read the text silently, then **be ready to read it out loud**. You will have not more than 1.5 minutes to read it.

Quakers, also known as the Religious Society of Friends, are a Christian group that appeared in the mid-17th century in England. A 17th-century judge said they quaked before the power of the Lord, so this was how Quakers got their name. At that time George Fox, the founder of the Friends, began to organize people, preaching his idea of "God in every man". He and his followers believed people should sense God inside of themselves, without church buildings or priests.

Quakers suffered from much official persecution, including imprisonment and execution, for their belief that worship of God should be very personal. Quaker missionaries arrived in the USA in 1656. The Quaker population in American colonies existed mainly in the northeast and was very active socially and fought for the abolition of slavery.

Quakers think there is a divine spark in everybody and that each human being is of unique worth. This is why Quakers value all people equally, and oppose anything potentially harmful or threatening towards people.

C4

Study the advertisement.

Visit **SKY MOUNTAINS** and we'll rock you!!

Best rock-climbing experience on the coast

ALL-INCLUSIVE TOURS

SAFETY GUARANTEED

EXPERIENCED LOCAL GUIDES

See_for_yourself @ rock-climbing.com

You have decided to visit the place and now you are calling to find out more about it. In 1.5 minutes you are to ask **five** questions to find out the following:

- 1) availability of tours
- 2) dates of 3-Day tour
- 3) cost of family package
- 4) if there are special requirements
- 5) if special clothes are needed

C5

Imagine that you are showing pictures of your pets to your friend. Choose **ONE** photo to present to your friend.



You will have to start speaking in 2 minutes and will speak for not more than 2 minutes. In your talk **remember to speak about:**

- when you took the photo
- what/who is in the photo
- what is happening
- why you took the photo
- why you decided to show the picture to your friend

You have to talk continuously.

C6

Study the two photographs. In 2 minutes be ready to compare and contrast the photographs.



- 1) give a brief description of the photos (action, location)
- 2) say what the pictures have in common
- 3) say in what way the pictures are different
- 4) say which job is more important for the society
- 5) explain why

You will speak for not more than 2 minutes. You have to talk continuously.

TEST 6

C3

Imagine you are preparing a project with your friend.

You have found some interesting material for the presentation and you want to read this text to your friend. You have 1.5 minutes to read the text silently, then **be ready to read it out loud**. You will have not more than 1.5 minutes to read it.

The Olympic Games were born over 2,700 years ago in Olympia, Greece. The Games were part of a religious festival held in honor of Zeus, king of all gods, took place every four years at Olympia and were made up of contests of sports, music, and literature. People from all over the Greek world came to watch and take part in the Games.

City-states of Greece were often at war. This made travel between them dangerous. So messengers announced a 'sacred truce' – peace lasting one month before the Games began. This meant people could travel to Olympia in safety. Only men, boys and unmarried girls were allowed to attend the Olympic Games. Married women were not allowed.

The ancient Games included wrestling, boxing, the pentathlon, the long jump, the discus and javelin throws, chariot and foot races. Winners were awarded a wreath of leaves, and a hero's welcome back home. They might marry rich women, enjoy free meals, invitations to parties, and the best seats in the theatre.

C4

Study the advertisement.

Improve your English skills with

Best schools in UK

All areas
June-August

Tel 00 44 23 789 01
Call now! Get 10% off!

Accommodation, lessons, meals, city tour included

You have decided to learn English in a summer school and now you are calling to find out more about it. In 1.5 minutes you are to ask **five** questions to find out the following:

- 1) availability of schools between July and August
- 2) location of Bellroute International School
- 3) cost of 3-week course
- 4) number of lessons per week
- 5) how many excursions are offered

C5 Imagine that you took these photos while travelling. Choose ONE photo to present to your friend.




You will have to start speaking in 2 minutes and will speak for not more than 2 minutes. In your talk **remember to speak about:**

- when you took the photo
- what/who is in the photo
- what is happening
- why you took the photo
- why you decided to show the picture to your friend

You have to talk continuously.

C6 Study the two photographs. In 2 minutes be ready to compare and contrast the photographs.



- 1) give a brief description of the photos (action, location)
- 2) say what the pictures have in common
- 3) say in what way the pictures are different
- 4) say which way of spending time with your family you prefer
- 5) explain why

You will speak for not more than 2 minutes. You have to talk continuously.

TEST 7

C3

Imagine you are preparing a project with your friend.

You have found some interesting material for the presentation and you want to read this text to your friend. You have 1.5 minutes to read the text silently, then **be ready to read it out loud**. You will have not more than 1.5 minutes to read it.

Extinction is the biological term which stands for the death of the last individual of the species. The reasons for species extinction and for the quick change in the environment are the main focus of many scientific research projects of the modern times.

What makes individual species susceptible to extinction? It depends on at least two factors: the biological group to which a species belongs, and the rate of environmental change. Evidence shows that mammals and birds become more easily extinct than do mollusks or insects.

Studies of the extinction of the dinosaurs provide evidence that changing conditions affect different animals in different ways. While some may be dramatically affected; others stay relatively untouched. The best way to answer the question of what causes extinction is to combine different approaches to research and to consider versatile viewpoints. Scientists can even use mathematical formulas to predict whether a population of certain species is likely to adapt itself to the changing environment and thus survive or disappear altogether.

C4

Study the advertisement.

WWW.RENTAFLAT.COM
!!!Thousands of flats on offer!!!

Special offers

- Any location
- Any price
- Any information

You have decided to rent a flat and now you are calling to find out more about it. In 1.5 minutes you are to ask **five** questions to find out the following:

- 1) availability of flats for rent
- 2) location of flat
- 3) what modern conveniences the flat has
- 4) public transport connections
- 5) availability of discounts if paid 6 months ahead

C5

Imagine that you took these photos while celebrating Halloween. Choose **ONE** photo to present to your friend.



You will have to start speaking in 2 minutes and will speak for not more than 2 minutes. In your talk **remember to speak about:**

- when you took the photo
- what/who is in the photo
- what is happening
- why you took the photo
- why you decided to show the picture to your friend

You have to talk continuously.

C6

Study the two photographs. In 2 minutes be ready to compare and contrast the photographs.



- 1) give a brief description of the photos (action, location)
- 2) say what the pictures have in common
- 3) say in what way the pictures are different
- 4) say which sight you find more appealing
- 5) explain why

You will speak for not more than 2 minutes. You have to talk continuously.

TEST 8

C3

Imagine you are preparing a project with your friend.

You have found some interesting material for the presentation and you want to read this text to your friend. You have 1.5 minutes to read the text silently, then **be ready to read it out loud**. You will have not more than 1.5 minutes to read it.

Australia, officially the Commonwealth of Australia, is the only world's country that covers an entire continent thus being the sixth largest county on Earth. Australia is very diverse; its size gives a rich variety in landscapes: rainforests, mountain ranges, deserts, coral reefs, sandy beaches. The first people to live on its territory were aborigines who can still be encountered nowadays. Some live on reservations, some on ranches or even in cities.

Australians live along the coastline and mostly inhabit cities. Australian cities are multicultural melting-pot megapolises. Sydney is a glamorous collusion of beaches, luxurious boutiques and night bars. Melbourne is all arts, alleyways and Australian Rules football. Brisbane is a subtropical town on the way up; Adelaide prides itself for festive grace and pubby poise. Boomtown Perth breathes west-coast optimism and Canberra transcends political agendas.

Being a developed country and one of the wealthiest across the globe, Australia ranks highly in such issues as quality of life, welfare and protection of human rights.

C4

Study the advertisement.



You have decided to book a table in the restaurant and now you are calling to find out more about it. In 1.5 minutes you are to ask **five** questions to find out the following:

- 1) availability of table for 6 persons for Saturday night
- 2) if reservation is free
- 3) which vegetarian dishes are on the menu
- 4) variety of drinks
- 5) which group performs on Saturday

C5

Imagine that you took these photos while watching a street performance last summer. Choose ONE photo to present to your friend.



You will have to start speaking in 2 minutes and will speak for not more than 2 minutes. In your talk **remember to speak about:**

- when you took the photo
- what/who is in the photo
- what is happening
- why you took the photo
- why you decided to show the picture to your friend

You have to talk continuously.

C6

Study the two photographs. In 2 minutes be ready to compare and contrast the photographs.



- 1) give a brief description of the photos (action, location)
- 2) say what the pictures have in common
- 3) say in what way the pictures are different
- 4) say which of these animals are more useful for people in the countryside
- 5) explain why

You will speak for not more than 2 minutes. You have to talk continuously.

TEST 9

C3

Imagine you are preparing a project with your friend.

You have found some interesting material for the presentation and you want to read this text to your friend. You have 1.5 minutes to read the text silently, then **be ready to read it out loud**. You will have not more than 1.5 minutes to read it.

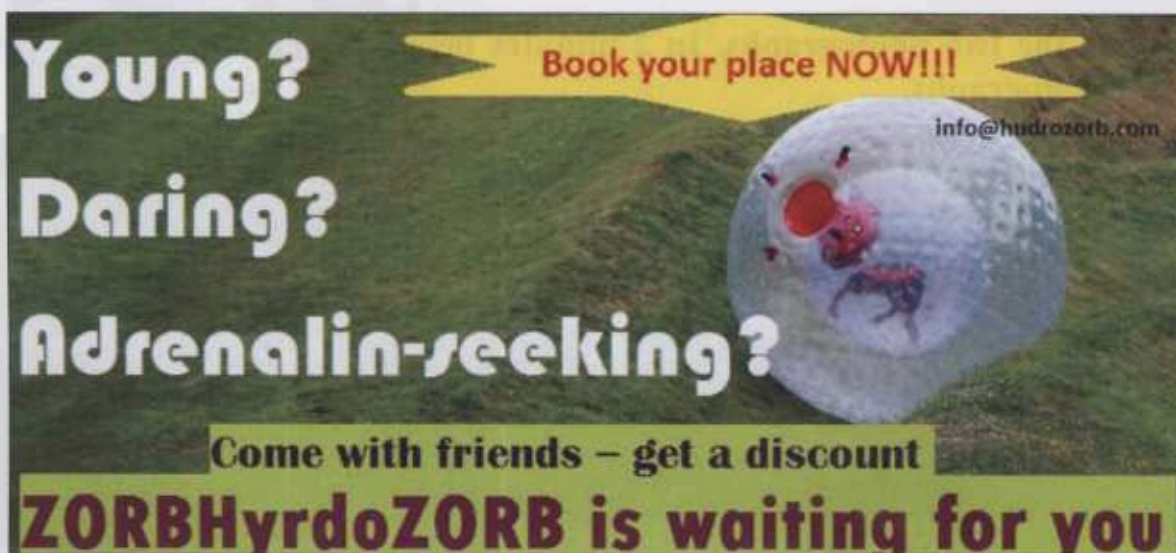
Ejection seats are specially designed systems aimed at rescuing the pilot or other aircraft crew in emergency situations. They are most common on military aircraft.

The ejection seat was invented by James Martin, an Irish manufacturer who founded an aircraft manufacturing company Martin-Baker, where he worked successfully with his friend Captain Baker. In 1944 the Ministry of Defense asked James Martin to develop an ejection system for high-speed fighter aircrafts. Martin discovered that the most effective way of ejection was by an explosive charge that forced the pilot's seat up into the air. The design was mainly perfected during World War II. Following an intensive period of testing and research, the modern ejection seat was introduced in the late 1940s.

The first life saved was that of the test pilot John Lancaster in 1949. Since then, over 70,000 seats have been supplied and over 7,000 lives have been saved. Martin-Baker company still exists and operates, continuing to produce and supply ejection seats that save many lives.

C4

Study the advertisement.



Young?
Daring?
Adrenalin-seeking?

Book your place NOW!!!

info@hydrozorb.com

Come with friends – get a discount

ZORBHydroZORB is waiting for you

You have decided to visit the place and now you are calling to find out more about it. In 1.5 minutes you are to ask **five** questions to find out the following:

- 1) availability of hydrozorb experience
- 2) which dates in July and August are available
- 3) necessity to book in advance
- 4) if there are height or weight restrictions
- 5) price per person

C5

Imagine that you took these photos while shopping. Choose ONE photo to present to your friend.




You will have to start speaking in 2 minutes and will speak for not more than 2 minutes. In your talk **remember to speak about:**

- when you took the photo
- what/who is in the photo
- what is happening
- why you took the photo
- why you decided to show the picture to your friend

You have to talk continuously.

C6

Study the two photographs. In 2 minutes be ready to compare and contrast the photographs.



- 1) give a brief description of the photos (action, location)
- 2) say what the pictures have in common
- 3) say in what way the pictures are different
- 4) say which workplace makes you work more efficiently
- 5) explain why

You will speak for not more than 2 minutes. You have to talk continuously.

TEST 10

C3

Imagine you are preparing a project with your friend.

You have found some interesting material for the presentation and you want to read this text to your friend. You have 1.5 minutes to read the text silently, then **be ready to read it out loud**. You will have not more than 1.5 minutes to read it.

Brazilian Carnival is one of the world's most famous festivals. It starts on the Friday and ends on the Tuesday before Ash Wednesday. Carnival is known as a farewell to well things in a season of religious discipline. It marks the beginning of Lent, the forty-day long period before Easter.

Being the most famous Brazilian holiday, Carnival doesn't commemorate a big moment in history or a famous personality. It is important for people because it is time of fun, freedom, and almost a whole week without work.

People can choose between parties or rest. Most choose celebration lasting for four days and nights and party non-stop day after day, night after night. People put on costumes and go out into the streets or to clubs. Costumes and rhythms vary from one region of Brazil to another.

There are well-known Samba schools which make huge parades showing their music, fantasies, and allegorical cars followed by the public. Every year the parade tells a different story.

C4

Study the advertisement.



NEED A SUMMER JOB?

Tel/Fax
+78001002513

*Appointments
for teenagers
& young adults*

jobhunt@bestworkplaces.com

You have decided to work in summer and now you are calling to find out more about it. In 1.5 minutes you are to ask **five** questions to find out the following:

- 1) variety of summer jobs in the camp
- 2) accommodation facilities on campsite
- 3) what free time activities are offered
- 4) salary prospects
- 5) who to contact to apply

C5

Imagine that you took these photos while staying in the countryside with your grandparents. Choose ONE photo to present to your friend.



You will have to start speaking in 2 minutes and will speak for not more than 2 minutes. In your talk **remember to speak about:**

- when you took the photo
- what/who is in the photo
- what is happening
- why you took the photo
- why you decided to show the picture to your friend

You have to talk continuously.

C6

Study the two photographs. In 2 minutes be ready to compare and contrast the photographs.



- 1) give a brief description of the photos (action, location)
- 2) say what the pictures have in common
- 3) say in what way the pictures are different
- 4) say which type of restaurants you prefer
- 5) explain why

You will speak for not more than 2 minutes. You have to talk continuously.

TEST 11

C3

Imagine you are preparing a project with your friend.

You have found some interesting material for the presentation and you want to read this text to your friend. You have 1.5 minutes to read the text silently, then **be ready to read it out loud**. You will have not more than 1.5 minutes to read it.

When beauty queens of former times and nowadays are compared, it is obvious that they have become much slimmer. An appearance which was considered normal 50 years ago is rare today. In order to be as slim as fashion demands, they are compelled to go around starving.

Most women today feel that they are under an obligation to be slim. This results in an increasing number of them getting eating disorders. Cultural idealization of thinness, which is in fact anorexia, and youthfulness have both contributed to eating disorders affecting diverse groups of population.

Food containing a lot of sugar and fat dominates the market and if eaten regularly and not in moderation it can soon cause an increase in weight. A person can get problems with self-image and eating through ideals which are spread by mass media. Many young women with a normal body shape develop an idea that they are overweight and start slimming even though it is harmful for them.

C4

Study the advertisement.

Rooms for students
Single and Double
All modern conveniences
from £329
TRINITY UNIVERSITY

You have decided to rent a room on the campus and now you are calling to find out more about it. In 1.5 minutes you are to ask **five** questions to find out the following:

- 1) availability of college rooms
- 2) price range
- 3) if meals are included
- 4) college facilities
- 5) availability of student discounts

C5

Imagine that you took these photos while travelling last holidays. Choose ONE photo to present to your friend.



You will have to start speaking in 2 minutes and will speak for not more than 2 minutes. In your talk **remember to speak about:**

- when you took the photo
- what/who is in the photo
- what is happening
- why you took the photo
- why you decided to show the picture to your friend

You have to talk continuously.

C6

Study the two photographs. In 2 minutes be ready to compare and contrast the photographs.



- 1) give a brief description of the photos (action, location)
- 2) say what the pictures have in common
- 3) say in what way the pictures are different
- 4) say which show you find more spectacular
- 5) explain why

You will speak for not more than 2 minutes. You have to talk continuously.

TEST 12

C3

Imagine you are preparing a project with your friend.

You have found some interesting material for the presentation and you want to read this text to your friend. You have 1.5 minutes to read the text silently, then **be ready to read it out loud**. You will have not more than 1.5 minutes to read it.

Around 1,500 years ago Ireland used to be a very different country from the one existing today. Its original inhabitants, known as the Celts, were incredible warriors, exclusive metal-workers and industrious farmers. The Celts lived together in tribes and each tribe had their own king. Wealth was measured by the number of animals a person owned and the goods one could trade. In those days, Christianity wasn't widely spread in Ireland. The Celts were pagans, they believed in nature and worshiped trees. Their important men, called 'druids', guided people: they were wise and learned men and bore almost equal importance as kings.

The Celts loved storytelling. Long before the appearance of the written language, the Celts passed on their stories from one generation to another by word of mouth.

During Celtic times people also believed in a race of little people, or dwarfs, who were thought to live in the other world which was legendary considered to be situated under the hills.

C4

Study the advertisement.

PERFECT GIFTS @ JEWELRY.RU

Rings
Bracelets
Necklaces
Earrings
and many more ...

% Discounts %
when ordered
ONLINE

You have decided to order jewelry online and now you are calling to find out more about it. In 1.5 minutes you are to ask **five** questions to find out the following:

- 1) whether rings are available in all sizes
- 2) cost of the ring in size M
- 3) availability of discounts if ordered online
- 4) if gift packaging is provided
- 5) delivery time

C5

Imagine that you took some photos spending time out with friends. Choose **ONE** photo to present to your friend.



You will have to start speaking in 2 minutes and will speak for not more than 2 minutes. In your talk **remember to speak about:**

- when you took the photo
- what/who is in the photo
- what is happening
- why you took the photo
- why you decided to show the picture to your friend

You have to talk continuously.

C6

Study the two photographs. In 2 minutes be ready to compare and contrast the photographs.



- 1) give a brief description of the photos (action, location)
- 2) say what the pictures have in common
- 3) say in what way the pictures are different
- 4) say which way of waste disposal is more environmentally-friendly
- 5) explain why

You will speak for not more than 2 minutes. You have to talk continuously.

TEST 13

C3

Imagine you are preparing a project with your friend.

You have found some interesting material for the presentation and you want to read this text to your friend. You have 1.5 minutes to read the text silently, then **be ready to read it out loud**. You will have not more than 1.5 minutes to read it.

What was the family life like in ancient Scandinavia? Most Viking male population was all-round handymen, but some had special skills. You could find boat-builders, potters, leather-workers and smiths. Most Viking men knew how to handle a boat and most of them could fight if they had to, to protect the family or to support their chief.

Women were known to work at home and bear responsibility for household chores. They baked bread, did spinning and weaving, turning sheep wool into cloth and items they would wear. They looked after their children, made the family's clothes and cooked two meals which most families had daily. On the farm, women milked the cows and made cheese.

Viking children helped their parents and did not attend school. However, they were not illiterate. They learned Viking history, religion and law from stories and songs, not from books. By the age of 15 or 16 they were considered adults. It was common for girls' fathers to choose their future husbands.

C4

Study the advertisement.


Splendor Hotel
WE OFFER
Comfortable rooms
Delicious meals
Incredible views
FREE
Room service
WWW.HOTELSPLENDOR.COM
00 7 44 285 77 23 109
PRICES
FROM \$229

You have decided to visit the place and now you are calling to find out more about it. In 1.5 minutes you are to ask **five** questions to find out the following:

- 1) hotel location
- 2) availability of rooms
- 3) if there is any extra charge for room service
- 4) meals options
- 5) availability of price reduction for early booking

C5

Imagine that you are showing pictures of your friends doing their hobbies. Choose ONE photo to present to your friend.




You will have to start speaking in 2 minutes and will speak for not more than 2 minutes. In your talk remember to speak about:

- when you took the photo
- what/who is in the photo
- what is happening
- why you took the photo
- why you decided to show the picture to your friend

You have to talk continuously.

C6

Study the two photographs. In 2 minutes be ready to compare and contrast the photographs.



- 1) give a brief description of the photos (action, location)
- 2) say what the pictures have in common
- 3) say in what way the pictures are different
- 4) say which way of watching a sporting event you find more exciting
- 5) explain why

You will speak for not more than 2 minutes. You have to talk continuously.

TEST 14

C3

Imagine you are preparing a project with your friend.

You have found some interesting material for the presentation and you want to read this text to your friend. You have 1.5 minutes to read the text silently, then **be ready to read it out loud**. You will have not more than 1.5 minutes to read it.

Weird pets are wild animals that can be reared at home. People are normally fond of cute and cuddly animals as pets and traditionally popular pets are noted for their attractive appearances and loyal and playful personalities. However, people's latest craze for companion animals often prompts them to behave contrary to what they actually want. Keeping weird pets at home has recently become the most sought-after desire.

Imagine a tiger roaming freely or a snake crawling inside your house all day long! Isn't that weird? The answer might be NO for those who love to rear even the world's most dangerous wild animals. You can certainly tame peculiar animals and keep them as pets under proper guidance and the initially weird creature present at your home might soon become one of the cutest pets in the world.

Keeping pets can be a lot of fun if you really get along with the animals. You need to understand their mood and behavior and treat them accordingly.

C4

Study the advertisement.

Kind and caring?
Eager to help?

VOLUNTEER

Give your time and heart
to charity work in
COUNCIL LIBRARY
For information phone +7 995 18 17 125
or email bcalibrarian@hotmail.com

You have decided to work as a volunteer and now you are calling to find out more about it. In 1.5 minutes you are to ask **five** questions to find out the following:

- 1) types of work available
- 2) if training is provided
- 3) how to get to the library
- 4) working hours
- 5) if any certificate is awarded

C5

Imagine that you took these photos when you encountered a problem while travelling last year. Choose ONE photo to present to your friend.




You will have to start speaking in 2 minutes and will speak for not more than 2 minutes. In your talk **remember to speak about:**

- when you took the photo
- what/who is in the photo
- what is happening
- why you took the photo
- why you decided to show the picture to your friend

You have to talk continuously.

C6

Study the two photographs. In 2 minutes be ready to compare and contrast the photographs.



- 1) give a brief description of the photos (action, location)
- 2) say what the pictures have in common
- 3) say in what way the pictures are different
- 4) say where you prefer to stay while on holiday
- 5) explain why

You will speak for not more than 2 minutes. You have to talk continuously.

TEST 15

C3

Imagine you are preparing a project with your friend.

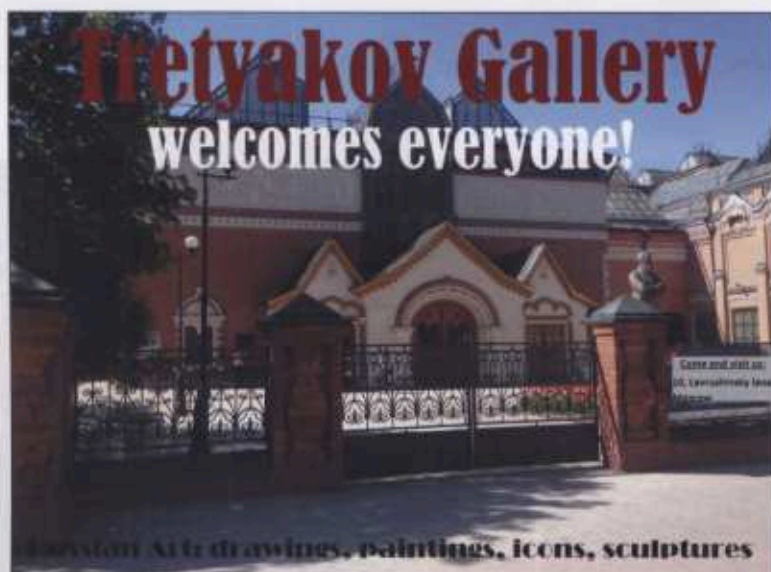
You have found some interesting material for the presentation and you want to read this text to your friend. You have 1.5 minutes to read the text silently, then **be ready to read it out loud**. You will have not more than 1.5 minutes to read it.

The last decade can pride itself for numerous outstanding advances in technology. Everyday ever-increasing scientific knowledge gives birth to new things and long-awaited tremendous discoveries. Cancer research has found a virus capable of killing cancerous tumors in rats. There have also been forever controversial breakthroughs in cloning of sheep and mice, which are to have a great impact on the future of genetic science.

Technology has also brought people closer together. The introduction of the mobile phone has made communicating with each other easier, as has the development of computer technology with programs like Skype. We have all become accustomed to the advantages that science has been bringing and today's modern world would be unimaginable without its continuing progress. Technology has made our lives simpler but much more dependent on it. Today every other person is recognized with the device or gadget he carries. Ultimately, we can say that 'living without technology is like living without air' in this technical world of today.

C4

Study the advertisement.



You have decided to visit the place and now you are calling to find out more about it. In 1.5 minutes you are to ask **five** questions to find out the following:

- 1) variety of expositions and displays
- 2) museum working hours
- 3) if it is possible to take a guided tour
- 4) entrance fee
- 5) availability of group price reduction

C5

Imagine that you are showing photos of sports competitions held last month. Choose ONE photo to present to your friend.



You will have to start speaking in 2 minutes and will speak for not more than 2 minutes. In your talk remember to speak about:

- when you took the photo
- what/who is in the photo
- what is happening
- why you took the photo
- why you decided to show the picture to your friend

You have to talk continuously.

C6

Study the two photographs. In 2 minutes be ready to compare and contrast the photographs.



- 1) give a brief description of the photos (action, location)
- 2) say what the pictures have in common
- 3) say in what way the pictures are different
- 4) say which leisure activity you enjoy most
- 5) explain why

You will speak for not more than 2 minutes. You have to talk continuously.

TEST 16

C3

Imagine you are preparing a project with your friend.

You have found some interesting material for the presentation and you want to read this text to your friend. You have 1.5 minutes to read the text silently, then **be ready to read it out loud**. You will have not more than 1.5 minutes to read it.

Our world is always changing. Look out your window long enough and you might see the weather change. Look even longer, and you will see the seasons change. Climate change is the most significant and lasting changes in weather patterns throughout the whole Earth's history.

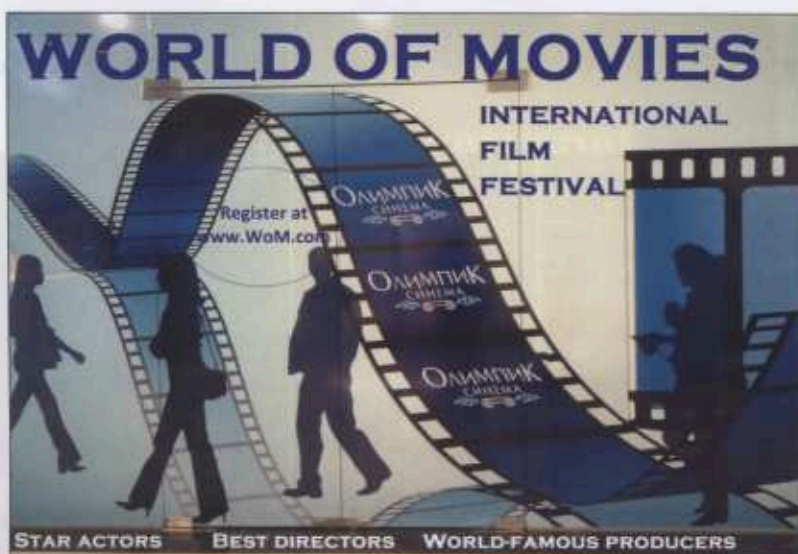
The Earth's climate is changing, but in the ways that you cannot easily see or observe. The Earth's climate has changed before, but this time it is different.

People are causing these changes, so the changes have become bigger and they are happening more rapidly than any climate change that modern society has ever experienced before. These days the Earth is getting warmer because people are adding heat-trapping gases to the atmosphere, mainly by burning fossil fuels. These gases are called greenhouse gases.

Warmer temperatures are also causing other changes around the world, such as melting glaciers and stronger storms. These changes are happening because the Earth's air, water, and land are all linked to the climate.

C4

Study the advertisement.



You have decided to visit the Film Festival and now you are calling to find out more about it. In 1.5 minutes you are to ask **five** questions to find out the following:

- 1) which types of films are included in the program
- 2) time of the latest show
- 3) price range
- 4) payment options
- 5) if it is necessary to arrive in advance

C5

Imagine you have taken these photos for the project about jobs. Choose ONE photo to present to your friend.



You will have to start speaking in 2 minutes and will speak for not more than 2 minutes. In your talk **remember to speak about:**

- when you took the photo
- what/who is in the photo
- what is happening
- why you took the photo
- why you decided to show the picture to your friend

You have to talk continuously.

C6

Study the two photographs. In 2 minutes be ready to compare and contrast the photographs.



- 1) give a brief description of the photos (action, location)
- 2) say what the pictures have in common
- 3) say in what way the pictures are different
- 4) say where you prefer to shop for clothes
- 5) explain why

You will speak for not more than 2 minutes. You have to talk continuously.

TEST 17

C3

Imagine you are preparing a project with your friend.

You have found some interesting material for the presentation and you want to read this text to your friend. You have 1.5 minutes to read the text silently, then **be ready to read it out loud**. You will have not more than 1.5 minutes to read it.

Friendship can be defined as a relationship between two or more people characterized by mutual affection and understanding, sympathy, honesty and altruism. In childhood, friendships are often based on sharing of toys, and enjoyment received from performing activities together.

Conventional wisdom suggests that good friendships enhance an individual's sense of happiness and overall well-being. This is also complemented by the World Happiness Database study which found that people with close friendships and bonds are happier.

Plenty of children naturally seek out a special friend and childhood pals are a constant motif in children's literature with such examples as Tom Sawyer and Huckleberry Finn or The Wind in the Willows' Ratty and Mole. So, it may come as a surprise that parents of children at a private day school in south-west London have been told it is not good for their offspring to have best friends. Instead, they should be encouraged to have lots of good friends to avoid overly possessive relationships and upsetting fall-outs.

C4

Study the advertisement.

MAJESTIC BREAKFAST

NEW

NATURAL

NUTRITIOUS

BEST !!!

YOUR DOG WILL LOVE IT!

You have decided to order pet food online and now you are calling to find out more about it. In 1.5 minutes you are to ask **five** questions to find out the following:

- 1) availability of dog food "Majestic Breakfast"
- 2) if all ingredients are natural
- 3) what kind of packaging is available
- 4) cost of 1.5 kilo of "Majestic Breakfast"
- 5) delivery options

C5

Imagine that you took these photos visiting museums while on holiday. Choose **ONE** photo to present to your friend.



You will have to start speaking in 2 minutes and will speak for not more than 2 minutes. In your talk **remember to speak about:**

- when you took the photo
- what/who is in the photo
- what is happening
- why you took the photo
- why you decided to show the picture to your friend

You have to talk continuously.

C6

Study the two photographs. In 2 minutes be ready to compare and contrast the photographs.



- 1) give a brief description of the photos (action, location)
- 2) say what the pictures have in common
- 3) say in what way the pictures are different
- 4) say doing which sport appeals to you most
- 5) explain why

You will speak for not more than 2 minutes. You have to talk continuously.

TEST 18

C3

Imagine you are preparing a project with your friend.

You have found some interesting material for the presentation and you want to read this text to your friend. You have 1.5 minutes to read the text silently, then **be ready to read it out loud**. You will have not more than 1.5 minutes to read it.

Household chores are physical tasks related to making the home and household function properly, including cleaning, lawn maintenance, home repair, home maintenance, taking care of animals, taking out rubbish and more.

Regardless of where exactly you live, in an apartment or a detached house, you bear household chores. There are several general categories of household chore. Indoor chores include house cleaning and housekeeping, doing dishes and laundry, and feeding indoor pets; outdoor chores are about routine maintenance to the house exterior, taking out the trash, power washing and cleaning up the garage. There are also chores connected with landscape maintenance such as grass mowing, weed whacking, gardening and weeding.

Many parents require their children to complete household chores. Not only are these chores an effective means of teaching children discipline and responsibility, but they help children grow as well. However, it shouldn't be neglected that the chores that parents assign to their children should be appropriate for their age and development level.

C4

Study the advertisement.

**PARKLAND
ZOO**

To apply **00 44 446 68 92** or www.parklandzoo.co.uk

NEEDED
Assistant Animal Keepers

IF YOU ARE A HARDWORKING ANIMAL LOVER, THIS JOE IS FOR YOU

You have decided to work in the zoo and now you are calling to find out more about it. In 1.5 minutes you are to ask **five** questions to find out the following:

- 1) variety of student jobs available
- 2) provisional salary of Assistant Animal Keeper
- 3) if any skills or qualifications are required
- 4) what kind of introductory training is provided
- 5) how to apply

C5

Imagine that you took these photos for the project about keeping fit. Choose **ONE** photo to present to your friend.



You will have to start speaking in 2 minutes and will speak for not more than 2 minutes. In your talk **remember to speak about:**

- when you took the photo
- what/who is in the photo
- what is happening
- why you took the photo
- why you decided to show the picture to your friend

You have to talk continuously.

C6

Study the two photographs. In 2 minutes be ready to compare and contrast the photographs.



- 1) give a brief description of the photos (action, location)
- 2) say what the pictures have in common
- 3) say in what way the pictures are different
- 4) say which musical instrument you would like to learn to play
- 5) explain why

You will speak for not more than 2 minutes. You have to talk continuously.

TEST 19

C3

Imagine you are preparing a project with your friend.

You have found some interesting material for the presentation and you want to read this text to your friend. You have 1.5 minutes to read the text silently, then **be ready to read it out loud**. You will have not more than 1.5 minutes to read it.

The heated debate if schools should have a standard dress code or whether students should be given freedom to wear whatever they themselves find appropriate has been going on for years. So far it has resulted in the decision of some schools to introduce compulsory school uniforms.

Advantages of making uniforms obligatory are rather sounding. The main supporting argument is that wearing uniform reduces social conflict in schools. Frequently, school bullying is the result of how a person dresses up. Students who are unable to follow the latest fashion trends are often a butt of joke for others. This can be avoided if students dress up in uniform. However, while administrators claim that wearing uniform encourages equality and proper behavior and discourages gangs and offensive clothing, most students feel that dress codes restrict their ability of self-expression.

If your high school has a stringent dress code and you are worried you might look like everybody else, you can still distinguish yourself from the crowd.

C4

Study the advertisement.

FITNESSLAND

★ %

Tone your muscles!

Improve your shape!

Enjoy your time!

Personal instructors

Individual and group lessons

The advertisement shows a woman in a black top and leggings performing a Pilates-style exercise on a reformer machine in a gym. The word 'FITNESSLAND' is written in large red letters at the top. A red star with a percentage sign is on the left. Text boxes on the right list 'Personal instructors' and 'Individual and group lessons'. Three lines of text on the left promote muscle toning, shape improvement, and time enjoyment.

You have decided to join the fitness club and now you are calling to find out more about it. In 1.5 minutes you are to ask **five** questions to find out the following:

- 1) variety of courses on offer
- 2) availability of sauna or swimming pool
- 3) if Silver membership includes swimming
- 4) what joining and annual fees are
- 5) possibility to freeze membership

C5

Imagine that you took these photos while sightseeing last year. Choose **ONE** photo to present to your friend.



You will have to start speaking in 2 minutes and will speak for not more than 2 minutes. In your talk **remember to speak about:**

- when you took the photo
- what/who is in the photo
- what is happening
- why you took the photo
- why you decided to show the picture to your friend

You have to talk continuously.

C6

Study the two photographs. In 2 minutes be ready to compare and contrast the photographs.



- 1) give a brief description of the photos (action, location)
- 2) say what the pictures have in common
- 3) say in what way the pictures are different
- 4) say which situation is more common for the area you live in
- 5) explain why

You will speak for not more than 2 minutes. You have to talk continuously.

TEST 20

C3

Imagine you are preparing a project with your friend.

You have found some interesting material for the presentation and you want to read this text to your friend. You have 1.5 minutes to read the text silently, then **be ready to read it out loud**. You will have not more than 1.5 minutes to read it.

Canada occupies most of the northern part of North America. The country consists of 10 provinces and 3 territories, its history spans over almost 1,000 years and is rich in interesting facts.

Canadian borders stretch from the Atlantic Ocean in the east to the Pacific Ocean in the west, with the Arctic Ocean to the north. Being the second largest country in the world, Canada has only one-half of one percent of the global population. In some ways Canada comprises many nations in one. Descendants of British and French immigrants, who were then followed by other European and Asian immigrants, make up about half of its population. It is an extremely diversified multicultural country, open to providing citizenship to many people from different parts of the world.

Both English and French are its official languages. The national symbol of Canada is the maple leaf. Ottawa is the capital of Canada and Toronto is its largest city with the population of more than 2.7 million people.

C4

Study the advertisement.

Experience Comfort and Travel in Style

Fly with **Blue Sky Airlines**

Thousands of destinations
Vegetarian meals
Exclusive service

Early booking discounts

all_enquiries@BlueSkyAirlines.com

You have decided to book a flight and now you are calling to find out more about it. In 1.5 minutes you are to ask **five** questions to find out the following:

- 1) whether Blue Sky Airlines fly to Barcelona
- 2) availability of flights on 5th August
- 3) price for Business Class ticket
- 4) if there is discount for online booking
- 5) payment options

C5

Imagine that you took these photos while attending a music festival abroad. Choose ONE photo to present to your friend.



You will have to start speaking in 2 minutes and will speak for not more than 2 minutes. In your talk **remember to speak about:**

- when you took the photo
- what/who is in the photo
- what is happening
- why you took the photo
- why you decided to show the picture to your friend

You have to talk continuously.

C6

Study the two photographs. In 2 minutes be ready to compare and contrast the photographs.



- 1) give a brief description of the photos (action, location)
- 2) say what the pictures have in common
- 3) say in what way the pictures are different
- 4) say where you usually buy souvenirs and presents while travelling abroad
- 5) explain why

You will speak for not more than 2 minutes. You have to talk continuously.

Критерии оценивания выполнения заданий (на основе апробационных материалов)

Задание С3 – максимальный балл – 1 балл

Баллы	1 балл	0 баллов
Фонетическая сторона речи	Речь воспринимается легко: необоснованные паузы отсутствуют; фразовое ударение и интонационные контуры, произношение слов без нарушений норм; допускается не более пяти фонетических ошибок, в т.ч. одна-две ошибки, искажающие смысл.	Речь воспринимается с трудом из-за большого количества неестественных пауз, запинок, неверной расстановки ударений и ошибок в произношении слов, ИЛИ сделано более пяти фонетических ошибок ИЛИ сделано три и более фонетических ошибок, искажающих смысл.

Задание С4 – максимальный балл – 5 баллов

Баллы	1 балл	0 баллов
52		
Вопрос 1	Вопрос задан и имеет правильную грамматическую форму, фонетические погрешности не затрудняют его восприятия.	Вопрос не задан или задан с ошибками, искажающими его содержание.
Вопрос 2	Вопрос задан и имеет правильную грамматическую форму, фонетические погрешности не затрудняют его восприятия.	Вопрос не задан или задан с ошибками, искажающими его содержание.
Вопрос 3	Вопрос задан и имеет правильную грамматическую форму, фонетические погрешности не затрудняют его восприятия.	Вопрос не задан или задан с ошибками, искажающими его содержание.
Вопрос 4	Вопрос задан и имеет правильную грамматическую форму, фонетические погрешности не затрудняют его восприятия..	Вопрос не задан или задан с ошибками, искажающими его содержание.
Вопрос 5	Вопрос задан и имеет правильную грамматическую форму, фонетические погрешности не затрудняют его восприятия.	Вопрос не задан или задан с ошибками, искажающими его содержание.

* Оценивается отдельно каждый из 5 задаваемых вопросов.

Задания С5 и С6 – максимальный балл – 7 баллов

Баллы	3 балла	2 балла	1 балл	0 баллов
Решение коммуникативной задачи (содержание)	Коммуникативная задача выполнена полностью; содержание полно и развернуто отражает все аспекты, указанные в задании.	Коммуникативная задача выполнена частично: один аспект не раскрыт (оставшиеся раскрыты полно) ИЛИ 1 — 2 раскрыты неполно.	Коммуникативная задача выполнена не полностью: два аспекта не раскрыты (оставшиеся раскрыты полно) ИЛИ все аспекты раскрыты неполно	Коммуникативная задача выполнена менее, чем на 50%: три и более аспектов содержания не раскрыты.
Организация высказывания	Высказывание логично и носит завершенный характер; именуются вступление и заключение; соответствует теме. Средства логической связи используются правильно.	Высказывание в основном логично и носит достаточно завершенный характер, НО отсутствует вступление ИЛИ заключение, ИЛИ средства логической связи используются недостаточно.	Высказывание не логично и носит И/ИЛИ не носит завершенного характера; вступление и заключение отсутствуют; средства логической связи практически не используются.	Понимание высказывания затруднено из-за многочисленных лексико-грамматических и фонетических ошибок (пять и более лексико-грамматических ошибок или (и) пять и более фонетических ошибок) ИЛИ более двух грубых ошибок.
Языковое оформление высказывания	Используемый словарный запас, грамматические структуры, фонетическое оформление высказывания соответствуют поставленной задаче (допускается не более двух нетрубных лексико-грамматических ошибок или/и не более двух нетрубных фонетических ошибок).	Используемый словарный запас, грамматические структуры, фонетическое оформление высказывания соответствуют поставленной задаче (допускается не более 4-х лексико-грамматических ошибок (из них не более 1-й грубой) или/и не более 4-х нетрубных фонетических ошибок (из них не более 1-й грубой)).	Используемый словарный запас, грамматические структуры, фонетическое оформление высказывания соответствуют поставленной задаче (допускается не более 4-х лексико-грамматических ошибок (из них не более 1-й грубой) или/и не более 4-х нетрубных фонетических ошибок (из них не более 1-й грубой)).	Понимание высказывания затруднено из-за многочисленных лексико-грамматических и фонетических ошибок (пять и более лексико-грамматических ошибок или (и) пять и более фонетических ошибок) ИЛИ более двух грубых ошибок.

Возможный вариант описания и сравнения фотографий в заданиях С5 и С6 (на примере заданий из Sample Test)

Задание С5	Задание С6
<p>You know, taking photos is my favorite hobby and I always take loads of photos wherever I go.</p> <p>And this one was taken last weekend. It was Saturday, we didn't go to school and as we hadn't seen each other for a long time, my best friend Kate and I decided to spend some time outdoors.</p> <p>You can see us relaxing in the park sitting on the grass in this picture.</p> <p>The day is beautiful, the weather is lovely, Kate, the girl sitting on my left, looks really happy and she is smiling. In the background, you can see a man sitting in the shade of a big tree. It is rather hot, so we are wearing sleeveless tops and jeans because these are the most comfortable clothes for outdoor activities. In fact, the sun that day was so bright that we even managed to get some suntan.</p> <p>The day was so enjoyable, we were so relaxed and wanted to remember this day, that we asked a passer-by to take this photo for us.</p> <p>It seems to me that you've never met Kate, so this is a good chance for you to get the first impression of her. Isn't she friendly? I reckon when you join us next time, you are bound to have a lot of fun.</p>	<p>Our lifestyle has changed dramatically in the recent years, people have become very mobile. They visit remote places, commute to work every day. That's why transportation undoubtedly plays an essential role in people's lives.</p> <p>These two pictures show means of transport. The first photo depicts big ships in the harbor and in the second one you can see a very busy motorway.</p> <p>In both pictures no people are evident but you can feel their presence: the cars are moving and there is obviously someone on board the ship. It's difficult to judge, but I feel the first picture as well as the second picture has been taken in the daytime. Similarly, the weather in both pictures is quite welcoming.</p> <p>However, while the first picture features the sea, the second one shows a landscape and a road situation. Comparing these two means of transport, I would like to point out that sea travel is more luxurious and thus more expensive but travelling by car is more habitual and less costly. That's the reason why people tend to choose sea travel for holiday and cars for everyday use.</p>

Инновационное пособие «ЕГЭ. АНГЛИЙСКИЙ ЯЗЫК. Устная часть. Сборник тестов» представляет собой сборник тестов для проверки навыков устной речи. Формат заданий соответствует формату устной части ЕГЭ, которая станет обязательной частью итоговой аттестации за курс средней школы в 11 классе. Поскольку устная часть экзамена будет проводиться с использованием компьютера, предлагаемый сборник тестов содержит тренажер, позволяющий сформировать и развить навыки, необходимые для сдачи экзамена в подобном формате.

Пособие содержит:

- демонстрационный Sample Test с комментариями и образцом выполнения заданий;
- 20 тренировочных тестов;
- стратегии выполнения тестовых заданий и критерии их оценивания;
- Exam Trainer, позволяющий смоделировать реальную ситуацию сдачи устной части ЕГЭ;
- аудиозаписи демонстрационного Sample Test и текстов для чтения вслух (задание С3).

Компания Лэнгвидж 360 предлагает новые учебные пособия

Для подготовки к итоговой аттестации за курс начальной школы



Уникальная серия тестов разработана с учётом требований российской школы и потребностей младших школьников и учителей начальных классов. Каждый сборник содержит 5 полных оригинальных тестов от разработчиков Pearson Test of English Young Learners. В серию включены 4 сборника: Firstwords, Springboard, Quickmarch, Breakthrough (Starter – A2+). Используя данные тесты, можно проверить уровень владения английским языком по всем видам речевой деятельности: чтению, аудированию, письму и говорению.

Для подготовки к итоговой аттестации за курс основной школы (9 класс)



Сборник позволяет быстро и эффективно познакомиться с форматом экзамена и отработать навыки выполнения тестовых заданий. Данное пособие построено по тематическому принципу и содержит 5 тематических тестов и 2 диагностических теста. Сборник включает в себя тесты по темам: Adventure, Habitat, Learning, Careers, Innovation. В сборнике также представлены подробные карточки экзаменатора-собеседника, критерии оценивания письменного и устного высказывания, ответы ко всем тестам и образцы выполнения письменных заданий. После каждого теста учащимся предлагается список слов и выражений соответствующей тематики.

